

O. Academic Program Enrollment, Student Credit Hour (SCH) Generation by Faculty, Offering Department, and NREM Course Enrollments; 2012-2015

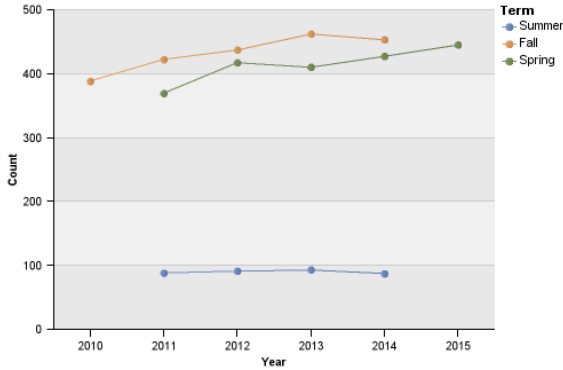
Student Counts

Census Day Enrollments

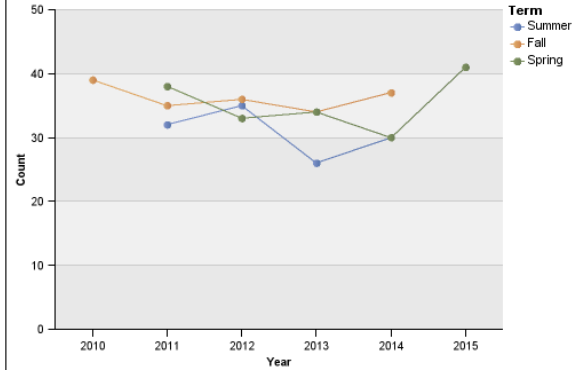
[Click Here for Additional Student Reports](#)

Enrollment Count		Summer				Fall				Spring					
Department	Level	2011	2012	2013	2014	2010	2011	2012	2013	2014	2011	2012	2013	2014	2015
NATURAL RESOURCE ECOLOGY AND MANAGEMENT	UGrad	88	91	93	87	388	422	437	462	453	369	417	410	427	445
	Grad	32	35	26	30	39	35	36	34	37	38	33	34	30	41
	Total	120	126	119	117	427	457	473	496	490	407	450	444	457	486
Total		120	126	119	117	427	457	473	496	490	407	450	444	457	486

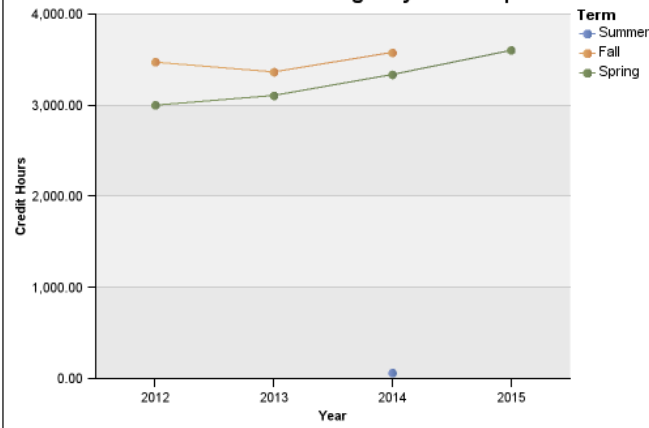
Under Graduate Enrollment



Graduate/Professional Enrollment



Total Credit Hours Taught by Rank Dept.



Credit Hours	Fall 2012	Fall 2013	Fall 2014
Course Offering Dept.			
NREM	1,397.00	1,854.00	1,832.00
Total	1,397.00	1,854.00	1,832.00

Credit Hours			Fall 2012	Fall 2013	Fall 2014	
Course Offering Dept.	Instructor Group	Tenure				
NREM	N/A	N/A		10.00	9.00	
		Total		10.00	9.00	
		Faculty	Non-Tenured	176.00	558.50	666.00
		Tenure-Eligible	150.00	137.00	90.00	
		Tenured	575.50	898.00	876.00	
		Total	901.50	1,593.50	1,632.00	
	P & S	N/A		218.00	250.50	191.00
		Non-Tenured		220.50		
		Total	438.50	250.50	191.00	
	Grad Asst	N/A		57.00		
Total		57.00				
Total	Total		1,397.00	1,854.00	1,832.00	

Enrollment		Fall 2012	Fall 2013	Fall 2014	
Course Offering Dept.	Course				
NREM	110	93	105	98	
	111	43	55	76	
	112	22	12	22	
	120	159	228	196	
	181X		7	2	
	207X		45	37	
	211	72	74	72	
	256	21	20	18	
	270		24	40	
	301	37	31	37	
	303	6	10	8	
	305	32	46	47	
	315	32	34	34	
	345	29	23	21	
	390	24	24	24	
	402	1	1		
	452	5			
	460	19	36	56	
	490A	7	4	5	
	490B	2	6	3	
	490H	1			
	496A		16	12	
	498	1	2	3	
	504		15		
	535		1		
	590A		1	2	
	590B	1	5	1	
	598	4	1	2	
	698	1		1	
	699	11	7	15	
	Total		623	833	832
	Total		623	833	832

Credit Hours		Summer	Fall				Spring			
Rank Department	Course Offer Dept.	2014	2012	2013	2014	2012	2013	2014	2015	
NATURAL RE SOURCE ECOLOGY AND MANAGE MENT	A ECL	2.00	508.50	532.50	465.00	477.00	512.00	564.30	736.40	
	AER E				2.00	2.00				
	AGRON		177.00	120.00	106.32	43.50	79.50	121.50	67.50	
	AN S							9.00		
	ANTHR						21.00			
	BIOL		346.00	349.00	428.50	850.00	599.00	639.50	564.00	
	CON E			6.00		6.00			2.00	
	E E							1.00	1.00	
	EDADM		19.80							
	EEB	6.00	29.00	31.00	35.00	31.00	38.00	31.00	42.00	
	ENSCI	8.00	78.50	112.00	121.00	107.50	93.00	158.00	123.00	
	ENT						16.92		26.01	
	ENV S		249.00	141.00	177.00	118.65	130.50	127.00	129.00	
	FOR	4.00	840.00	691.00	747.00	377.00	370.00	429.00	393.00	
	FS HN		22.00	12.00	4.00		2.00	0.75		
	GEOG							1.00		
	GLOBE		38.38	27.50	41.50	3.85	1.92	12.50	12.90	
	HG ED		12.00	10.00	14.00	10.00	4.00	6.00	8.00	
	HON					1.00	5.00	2.00	8.00	
	HORT		27.00	33.00	25.00	8.00			8.00	
	MAT E						55.00			
	MICRO					3.00			3.00	
	MTEOR							4.00	2.00	
	NREM	34.00	1,120.00	1,259.50	1,259.00	964.50	1,170.44	1,215.75	1,302.62	
	PL P			34.00						
	RUS					99.00			156.00	
	SUSAG	8.00	6.00	5.00	47.72		4.00	12.00	18.00	
	TSM		0.00				2.00			
		Total	62.00	3,473.18	3,363.50	3,575.04	3,000.00	3,104.28	3,334.30	3,602.43
	Total		62.00	3,473.18	3,363.50	3,575.04	3,000.00	3,104.28	3,334.30	3,602.43